

CHAPTER 3

CHAPTER THREE - ТРЕТЬЯ ГЛАВА

WORK - РАБОТА
NATIONALITY - НАЦИОНАЛЬНОСТЬ

In Chapter Three you will learn how to do the following:

1. to recognize and talk about jobs
2. to state your nationality and identify the nationality of other people
3. to express movement on foot and by transport
4. to use simple constructions of time


You will learn the following points of grammar:

1. the use of *по* (+ Dative) in set expressions
2. the verbs 'to work' (работать) and 'to go' (идти, ехать)
3. the accusative case with movement and expressions of time


Activity One - Первое задание

Listening/Reading Listen to people talking about their jobs.

Кто вы по профессии? (Кто ты по профессии?)



Я по профессии
медсестра́.




Я по профессии
инженёр.




А я преподаватель(ница).


Какая у вас профессия? (Какая у тебя профессия?)



Я врач.



Я шофёр.



А я официантка.

кто вы по профессии? (*formal*)
кто ты по профессии? (*informal*)

какая у вас профессия? (*formal*)
какая у тебя профессия? (*informal*)

what is your profession?
(literally: *who are you by profession?*)
what is your profession?
(literally: *what profession do you have?*)

медсестра́	nurse
инженёр	engineer
преподаватель(ница)	lecturer
врач	doctor
шофёр	driver
официантка	waitress

Activity Two - Второе задание

Speaking Look at the pictures below and the accompanying captions (which state briefly the person's name, job and place of residence) and interview your partner about the people. You should ask the following questions in each case.

Question		Reply
Как егó/её зовúт?	What is his/her name?	Егó/Её зовúт ...
Кто он/она по профéссии?	What is his/her profession?	Он/Она (по профéссии) ...
Гдé он/она живёт?	Where does he/she live?	Он/Она живёт в ... (+ <i>prepositional</i>)



*Пётр
фóтболист
Тамбов*



*Алла
певица
Воронеж*



*Натáша
гимнастка
Санкт-Петербург*



*Ирина
мáшинистка
Ростов*



*Иван Белый
банкíр
Новгород*



*Павел Андреев
геолог
Екатеринбург*



*Тáня
актриса
Находка*



*Люда
домáшняя хозяйка
Владивосток*



*Марина
телефонистка
Москва*



*Сергей Сергеевич Семёнов
журналист
Иркутск*



*Борис Павлович
учитель
Архангельск*




*Юрий Попов
адвокат
Киев*

телефонистка	telephone operator	журналист	journalist	фóтболист	footballer
мáшинистка	typist	учитель (м)	teacher	адвокат	barrister
актриса	actress	певица	singer	банкíр	banker
домáшняя хозяйка	housewife	геолог	geologist	гимнастка	gymnast

Activity Three - Третье задание

Reading/Writing Work out the Russian for 'builder' (in the bold box which runs vertically) by filling in the answers to the clues provided in the grid below. Words which you have not yet met are given at the foot of the page.



1. Она рабóтает в больнiце.
2. Она рабóтает в теáтре.
3. Он рабóтает в бáнке.
4. Он рабóтает в ресторáне.
5. Он рабóтает на заво́де.
6. Она рабóтает в канцеля́рии.
7. Он рабóтает в па́бе.
8. Она рабóтает в университе́те.
9. Он рабóтает в шко́ле.

Activity Four - Четвёртое задание

Speaking Role-play. You play the part of **A** and your partner plays **B**, then reverse the roles. You will need to know the expressions я рабóтаю (I work), and где ты рабóтаешь? / где вы рабóтаете? (where do you work?).

A

Say hello to your partner. (*formal*)
Ask your partner what job he/she does.
Ask him/her where he/she works.

Say goodbye.

A

Say hello to your partner. (*informal*)
Tell him/her that you are fine.
Say that you are a doctor and that you work in a hospital in Moscow.
Say goodbye.

B

Express your pleasure at meeting him/her.
Say that you are a teacher.
Say that you work in a school in Saint Petersburg.
Reply appropriately.

B

Say hello and ask him/her how he/she is.
Ask your partner what he/she does.
Tell him/her that you are an engineer in a factory in Kiev.
Reply appropriately.

официáнт	waiter	канцеля́рия	office
барме́н	barman	па́б	pub
больни́ца	hospital	я рабóтаю	I work
теáтр	theatre	где ты рабóтаешь? (<i>informal</i>)	where do you work?
ба́нк	bank	где вы рабóтаете? (<i>formal/plural</i>)	where do you work?
рестора́н	restaurant		

Activity Five - Пятое задание

Writing You have now met all the forms of the verb рабóтать (to work), except мы (the first person plural). Match up the appropriate endings below. The мы-form is done for you. (You can check your solution by referring to the Grammar section.)

я	рабóтаешь	we work
ты	рабóтает	you work (formal/plural)
он	рабóтаем	they work
она́	рабóтаете	you work (informal)
мы	рабóтаю	she works
вы	рабóтают	he works
они́	рабóтает	I work

Activity Six - Шестое задание

Listening Listen twice to the descriptions on the tape and answer the following questions in English.

1. Where does the woman work?
2. What is the man's job?
3. In which country does the footballer play?
4. What is the woman's job?
5. What is the equivalent English name of the restaurant where the waiter works?
6. In which town does the builder work?

Activity Seven - Седьмое задание

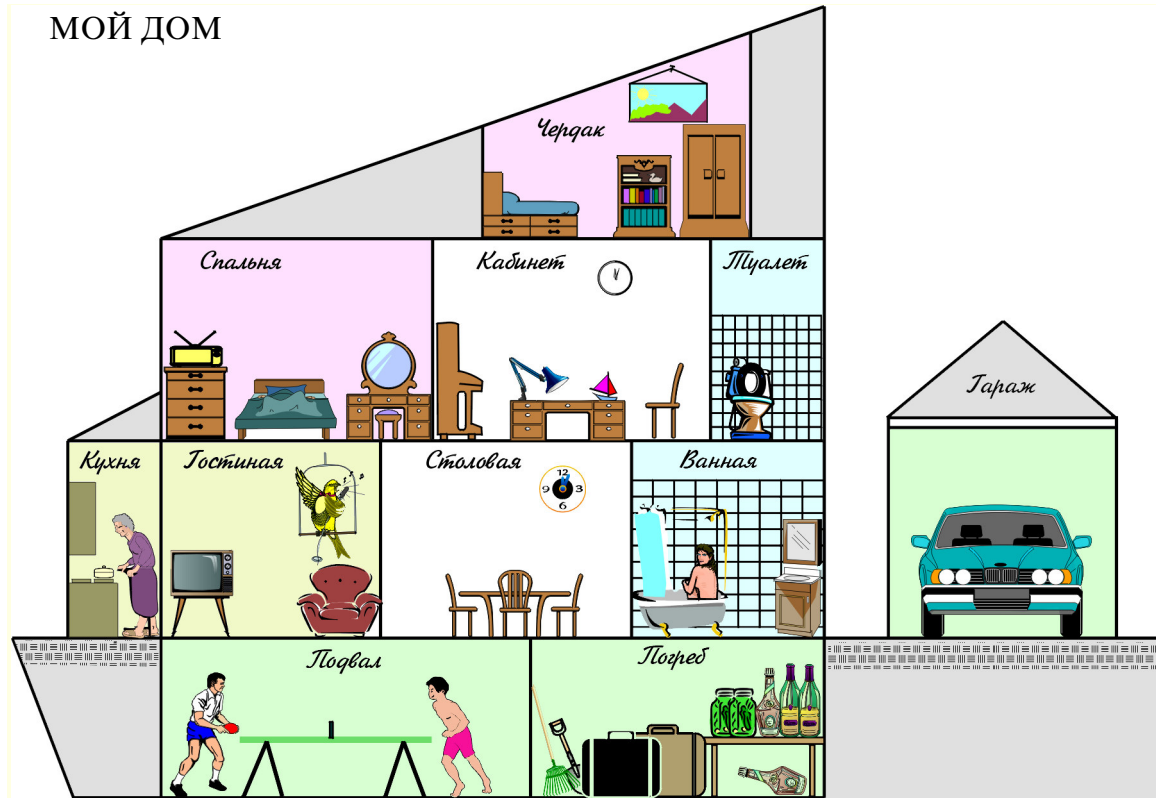
Reading/ Speaking/ Writing You are by now quite familiar with the prepositional case after **в** and **на**. As you know, 'in Moscow' = в Москвѣ. However, if a word ends in **-ая** the ending is not **-е** but **-ой**. Hence, гости́ная (lounge) becomes в гости́ной.

Bearing in mind the above rule, first of all put the following into Russian:

1. dining room	столо́вая	in the dining room	_____
2. bedroom	спáльня	in the bedroom	_____
3. study	кабинѐт	in the study	_____
4. toilet	туалѐт	in the toilet	_____
5. attic	черда́к	in the attic	<u>на</u> _____
6. bathroom	ва́нная	in the bathroom	_____
7. kitchen	ку́хня	in the kitchen	<u>на</u> _____
8. cellar	по́греб	in the cellar	_____
9. basement	подва́л	in the basement	_____
10. garage	гара́ж	in the garage	_____

Then answer the questions on the next page (relating to the drawing of the house). You will need to recognize the following vocabulary:

карти́на (picture), кровáть (f) (bed), кни́жный шка́ф (book cupboard), гардеро́б (wardrobe), печь (f) (oven, stove), буфе́т (sideboard), пиани́но (*indeclinable*) (piano), ра́ковина (sink, wash-basin), кле́тка (cage), кресло́ (armchair), ла́мпа (lamp, light), зе́ркало (mirror), часы́ (pl) (clock, watch), ва́нна (bath-tub), стол для насто́льного те́нниса (table-tennis table), чемодáны (suitcases), вино́ (wine), маши́на (car).



1. Что на чердаке?
2. Что в столовой?
3. Что в гостиной?
4. Что в кабинете?
5. Где радио?
6. Где печь?
7. Где вино?
8. Где машина?
9. Кто в ванной?
10. Где мама?

На чердаке _____

 Оно в _____


 Преподаватель _____
 _____ (кухня)

Now interview your partner about the contents of the various rooms and the location of different objects.


Activity Eight - Восьмое задание

Listening/Reading Nationalities. Listen to and read the following.

Кто вы по национальности? (Кто ты по национальности?)



Я по национальности русский.



Я тоже русская.



Мы русские.


кто вы по национальности? what nationality are you?
 кто ты по национальности? (literally: who are you by nationality?)
 я по национальности ... I am ... / my nationality is ...

русский (m), русская (f) Russian
 русские (pl) Russians
 тоже also


Какáя у вас национа́льность? (Какáя у тебя́ национа́льность?)



Я америка́нец.



Я англича́нка.



Я кана́дец.

Activity Nine - Девятое задание

Listening/Reading First, study the table of nationalities below, then (with the help of the table) answer the listening comprehension questions which follow. You may need to listen twice to each description.

Nationality	M	F	PL	ADJECTIVE
American	америка́нец	америка́нка	америка́нцы	америка́нский
Australian	австрали́ец	австрали́йка	австрали́йцы	австрали́йский
Canadian	кана́дец	кана́дка	кана́дцы	кана́дский
Chinese	кита́ец	кита́йка	кита́йцы	кита́йский
English	англича́нин	англича́нка	англича́не	англи́йский
French	фра́нцуз	фра́нцуженка	фра́нцузы	фра́нцузский
German	не́мец	не́мка	не́мцы	неме́цкий
Indian	инди́ец	инди́анка	инди́йцы	инди́йский
Italian	италья́нец	италья́нка	италья́нцы	италья́нский
Japanese	япо́нец	япо́нка	япо́нцы	япо́нский
Russian	ру́сский	ру́сская	ру́ские	ру́сский
Spanish	испа́нец	испа́нка	испа́нцы	испа́нский

1. What is Andrea's nationality?
2. What nationality is Igor and in which country does he live?
3. How many different nationalities live in the student hostel? (общежи́тие)
4. What nationality is Robert and in which town does he live?
5. What is the nationality of the lads playing football in the park?
6. What is the nationality of the ballerina?
7. What is the nationality of the speaker's father and what job does he do?
8. What is the nationality of the speaker's mother and what does she do?

Activity Ten - Десятое задание

Reading/Writing State the nationalities of the following people (assuming that they were all born in the capital city where they now live).

- | | | |
|---------------------------------|------|-------|
| 1. Она́ живёт в в Ва́шингтоне. | Она́ | _____ |
| 2. Христиа́н живёт в Берли́не. | Он | _____ |
| 3. Брюс живёт в Ка́нберре. | | _____ |
| 4. Ма́рта живёт в Ри́ме. | | _____ |
| 5. Студе́нты живу́т в Ло́ндоне. | | _____ |
| 6. Мы живём в Мадрíде. | Мы | _____ |

кака́я у вас национа́льность? (*formal*)
 какáя у тебя́ национа́льность? (*informal*)
 общежи́тие

what is your nationality?
 (literally: *what nationality do you have?*)
 student hostel, hall of residence

Activity Eleven - Одиннадцатое задание

Reading Match up the names of the people with their likely nationality from the list in bold below.

- | | | |
|-----------|-----------|-----------|
| 1. Фабиен | 4. Хайди | 7. Хуан |
| 2. Джон | 5. Сондип | 8. Елена |
| 3. Вацлав | 6. Акеми | 9. Патрик |

не́мка инди́анка ирла́ндец испа́нец япо́нка амери́канец ру́сская чех францу́женка

The Verbs ИДТИ́ (to go/be going on foot) and ЭХАТЬ (to go/be going by transport)**ИДТИ́ TO (BE) GO(ING) ON FOOT**

я иду́	I am going	мы иде́м	we are going
ты идёшь	you are going	вы идёте	you are going
он/она́/оно́ идёт	he/she/it is going	они́ идут	they are going

ЭХАТЬ TO (BE) GO(ING) BY TRANSPORT

я еду́	I am going	мы еде́м	we are going
ты едешь	you are going	вы едете	you are going
он/она́/оно́ едет	he/she/it is going	они́ едут	they are going

The Russian for 'Where are you going?' is *Куда́ ты идёшь/едешь?* or, using the formal/plural form, *Куда́ вы идёте/едете?* (Do not use *где ...?* with movement.) When you state the name of your intended destination (e.g. 'I'm going to *the park*') you normally use *в* or *на* (as appropriate) followed by the **Accusative** case. The endings of the **Accusative** case are easy:

M	я иду́/еду́ в парк	I'm going to the park	парк - парк	(no change)
F	я иду́/еду́ в шко́лу	I'm going to school	шко́ла - шко́лу	(-a replaced by -y)
N	я иду́/еду́ в село́	I'm going to the village	село́ - село́	(no change)
PL	я иду́/еду́ в Афи́ны	I'm going to Athens	Афи́ны- Афи́ны	(no change)

Activity Twelve - Двенадцатое задание

Listening A group of students are discussing where they are planning to go in the evening. Jot down in each case both their intended destination and the form of transport they hope to use. (You will need to know the word for 'on foot' - пешко́м.)

- Igor
- Masha
- Lena
- Petya
- Vanya and Anna
- Kolya and Natasha
- Klara
- Alyosha

ирла́ндец/ирла́ндка	Irishman/Irish woman	куда́ ...?	where ... (to)?	пешко́м	on foot
чех/чешка	Czech (man/woman)	село́	village		

Activity Thirteen - Тринадцатое задание

Speaking Memory game. One of you begins by saying where you are going (e.g. я иду в университет) and the next person both repeats your phrase and adds another destination (e.g. я иду в университет и в библиотеку) and so on. You start with ten points and lose one point each time you forget a destination or make a grammatical mistake. The winner is the last person to lose all ten points.

Activity Fourteen - Четырнадцатое задание

Reading/Writing Express the following in Russian by selecting appropriate phrases from the columns on the right. (They are of course in random order.)

English	Pronoun	Verb form	в/на (+ accusative)	на (+ prepositional) от пешком
1. I'm going to Odessa by car.	Мы	еду	в библиотеку	на трамвае.
2. We're going to the university on foot.	Он	идёшь	в театр	пешком.
3. He is going to the library on a bike.	Ты	едем	в Москву	на троллейбусе.
4. Are you going to the stadium on foot?	Я	едет	в школу	на поезде.
5. She is going to the theatre by tram.	Я	идём	в город	пешком?
6. They are going to school on foot.	Мы	едет	в Одессу	пешком.
7. I'm going to Moscow by train.	Она	идут	на стадион	на велосипеде.
8. We are going to town on the trolleybus.	Они	еду	в университет	на машине.

Activity Fifteen - Пятнадцатое задание

Speaking/Writing Role-play. You play the part of **A** and your partner plays **B**, then reverse the roles.

Meeting in the street**A**

Say hello to your partner. (*formal*)
Ask your partner what nationality he/she is.
Ask him/her where he/she works.
Ask what his/her profession is.
Ask where he/she is going (on foot)?
Say goodbye.

B

Return the greeting.
Tell him/her your nationality.
Say that you work in a school in Moscow.
Say that you are a teacher.
Say that you are going to work (на работу).
Reply appropriately.

Meeting in a Russian bus**A**

Say hello to your partner. (*formal*)
Tell him/her that you are going to town.
Because (потому что) you work in the town in a restaurant.
Confirm that you are a waiter/waitress.
Ask what job he/she does?
Say cheerio.

B

Say hello and ask him/her where he/she is going.
Ask him/her why? (почему?)
Ask him/her if he/she is a waiter/waitress.
Say that you are also going to work.
Say that you are a lecturer at a university.
Reply appropriately.

Now make up your own role-play. You should include questions relating to the following: i) health, ii) nationality, iii) work, iv) your partner's intended destination. Stick to what you know and do not be over-ambitious.

город	town	поезд	train	потому что	because
Одесса	Odessa (Black Sea resort)	велосипед	bicycle		
троллейбус	trolleybus	почему(?)	why(?)		

Activity Sixteen - Шестнадцатое задание*Listening/Reading* Telling the time. Listen to and read the following.


Скóлько сейчáс врéмени? Котóрый час?



(Сейчáс) час.



(Сейчáс) два часá.




(Сейчáс) три часá.




Четýре часá.




(Сейчáс) пять часóв.




Шесть часóв.



Семь часóв.



Вóсемь часóв.



Дéвять часóв.



Дéсять часóв.



Одíннадцать часóв.



Двенáдцать часóв.*

* midday = пóлдень (m); midnight = пóлночь (f)

Activity Seventeen - Семнадцатое задание*Listening* Listen twice to the following recordings from the radio in which an announcer tells you different times in Moscow. Jot down the times after the second listening. Each announcement begins Говорíт Рáдио Москвá. Москóвское врéмя ... (Radio Moscow speaking. Moscow time is ...). Notice that the announcer uses the twenty-four hour clock.

- | | |
|----------|-----------|
| 1. _____ | 6. _____ |
| 2. _____ | 7. _____ |
| 3. _____ | 8. _____ |
| 4. _____ | 9. _____ |
| 5. _____ | 10. _____ |

Activity Eighteen - Восемнадцатое задание*Writing* Fill in the appropriate forms of the Russian for 'hour(s)' or 'o'clock': час (after numbers ending in 1, except 11), часá (after numbers ending in 2, 3, 4, except 12, 13, 14) and часóв (after all other numbers).

- | | | | |
|------------|--------------|---------------|----------------|
| i. 5 | ii. 12 | iii. 4 | iv. 23 |
| v. 21..... | vi. 11 | vii. 16 | viii. 22 |

скóлько сейчáс врéмени? (<i>colloquial</i>)	what's the time? (literally: <i>how much now is the time?</i>)	сейчáс	now
котóрый час? (<i>higher style</i>)	what is the time? (literally: <i>which (is the) hour?</i>)	пóлдень (m)	midday
		пóлночь (f)	midnight
		говорíт	is speaking

Activity Nineteen - Деятнадцатое задание

Listening The following speakers are all talking about their plans to go out. State where each person is intending to go and at what time. To express 'at' a given time, Russians simply use *в* (+ *accusative*). The endings do not change; e.g. *в час* (at one o'clock), *в два часа́* (at two o'clock), *в четы́ре часа́* (at four o'clock), *в пять часо́в* (at five o'clock), *в де́сять часо́в* (at ten o'clock), *в по́лночь* (at midnight).

1. The footballer
2. Galina
3. Aleksandr
4. The doctor
5. Yevgeniya
6. Nikita

'On', used with days of the week

To express 'on' with days of the week, simply use *в* (+ *accusative*)

в понеде́льник	on Monday
во* вто́рник	on Tuesday
в сре́ду	on Wednesday
в четве́рг	on Thursday
в пя́тницу	on Friday
в суббо́ту	on Saturday
в воскресе́нье	on Sunday

* The sound **-o** is added purely for ease of pronunciation; (cf. во Фра́нции).

Activity Twenty - Двадцатое задание

Listening Say on which days of the week Inna (who has eclectic taste) listens to the types of music listed below. Note that the noun goes into the **Accusative** case after the phrase *я слýшаю* (I listen to). This rule is explained in the next chapter.

рок-н-ро́лл	_____
поп-му́зыка	_____
джаз	_____
эстра́дная му́зыка	_____
класси́ческая му́зыка	_____
ре́гги	_____
наро́дная му́зыка	_____

(в) час	(at) one o'clock	джаз	jazz
(в) два/три/четы́ре часа́	(at) two/three/four o'clock	эстра́дная му́зыка	light music
(в) пять/шесть (etc.) часо́в	(at) five/six (etc.) o'clock	класси́ческая му́зыка	classical music
я слýшаю (+ <i>accusative</i>)	I listen to	ре́гги	reggae
рок-н-ро́лл	rock and roll	наро́дная му́зыка	folk music
поп-му́зыка	pop music		

GRAMMAR

THE USE OF ПО (+ DATIVE) IN SET EXPRESSIONS

You do not need to know all the endings of the **Dative** case at this stage. However, you should remember that the preposition **по** usually takes the **Dative** and you should learn the following expressions by heart:

кто ты/вы по профессии?	- what is your profession? (literally: <i>who are you by profession?</i>)
я по профессии ...	- I am a ... (literally: <i>I am by profession a ...</i>)
кто ты/вы по национальности?	- what is your nationality? (literally: <i>who are you by nationality?</i>)
я по национальности ...	- I am ... / my nationality is ... (literally: <i>I am by nationality ...</i>)

REGULAR VERBS : РАБОТАТЬ (TO WORK)

By now you will realize that all verbs, apart from ‘to be’, have special forms for the present tense. It is important to distinguish between these forms since verbs are generally just listed under the infinitive in Russian dictionaries (to do, to work etc.). You can easily recognize the infinitive by its last two letters, usually **-ТЬ** (e.g. **дѣлать** - to do) and occasionally **-ЧЬ** (e.g. **печь** - to bake) or **-ТИ** (e.g. **идти** - to be going).

As you will have noticed, the ending of the verb is determined by the personal pronoun (**я, ты, он, она́, онó, мы, вы, онí**). In most cases you simply remove **-ТЬ** from the infinitive and add the relevant endings:

РАБОТАТЬ

я работа-ю	мы работа-ем
ты работа-ешь	вы работа-ете
он, она́, онó работа-ет	онí работа-ют

The endings **-ю, -ешь, -ет, -ем, -ете, -ют** are very common when the infinitive ends in **-ать** or **-ять** (e.g. **меня́ть** - to change). Verbs in this group (which in future we will refer to as first conjugation or type I verbs) always adhere to the following two rules:

- 1) they retain **-а** (or **-я**) in their conjugated forms (e.g. **я работа-ю**);
- 2) they have fixed stress (i.e. the stress remains the same in their conjugated forms as in the infinitive).

Activity Twenty-One - Двадцать первое задание

Writing Work out how to conjugate the verbs **чита́ть** (to read) and **слу́шать** (to listen to).

я чита́...	мы чита́...	я слу́ша...	мы слу́ша...
ты чита́...	вы чита́...	ты слу́ша...	вы слу́ша...
он/она́ чита́...	онí чита́...	он/она́ слу́ша...	онí слу́ша...

Activity Twenty-Two - Двадцать второе задание

Writing Match the personal pronouns with the appropriate forms of the verb **менять** (to change).

МЫ	меняют
ТЫ	меняю
ОНИ	меняем
ВЫ	меняешь
Я	меняет
ОН/ОНА	меняете

THE VERBS ИДТИ́ (TO BE GOING ON FOOT) AND ЭХАТЬ (TO BE GOING BY TRANSPORT)

ИДТИ́ TO (BE) GO(ING) ON FOOT			
я иду́	I am going	мы иде́м	we are going
ты идёшь	you are going	вы идёте	you are going
он/она́/оно́ идёт	he/she/it is going	они́ идúт	they are going
ЭХАТЬ TO (BE) GO(ING) BY TRANSPORT			
я еду́	I am going	мы еде́м	we are going
ты едешь	you are going	вы едете	you are going
он/она́/оно́ едет	he/she/it is going	они́ едут	they are going

THE ACCUSATIVE CASE (WITH MOVEMENT)

In response to the question ‘Where are you going?’ - *Куда́ ты идёшь/едешь? / вы идёте/едете?*, you normally use **в** or **на** (as appropriate) followed by the **Accusative** case. The endings of the **Accusative** case are as follows:

M	я иду́/еду́ в парк	I’m going to the park	парк - парк	(no change)
	я еду́ в Ба́зель*	I’m going to Basle	Ба́зель - Ба́зель	(no change)
F	я иду́/еду́ в шко́лу	I’m going to school	шко́ла - шко́лу	(-a replaced by -y)
	я еду́ в дере́вню	I’m going to the country	дере́вня - дере́вню	(-я replaced by -ю)
N	я иду́/еду́ в село́	I’m going to the country	село́ - село́	(no change)
	я еду́ на мо́ре	I’m going to the seaside	мо́ре - мо́ре	(no change)
PL	я иду́ на та́нцы	I’m going to a dance	та́нцы - та́нцы	(no change)
	я еду́ в Афи́ны	I’m going to Athens	Афи́ны - Афи́ны	(no change)

Only the feminine singular forms ending in **-a** or **-я** change.

* The names of towns and islands ending in a soft sign (**-ь**) are masculine.

Activity Twenty-Three - Двадцать третье задание

Writing The following expressions all use the **Accusative** case. What would the standard (or **Nominative**) form of the word in the **Accusative** be?

- Она́ едет в дере́вню.
- Мы едем в Москвú.
- Я иду́ в го́род
- Вы идёте на конце́рт?
- Они́ едут в А́нглию.
- Ты едешь в шко́лу?
- Я иду́ на та́нцы.
- Он едет в Оде́ссу.
- Мы иде́м в кино́.

THE ACCUSATIVE CASE (WITH TIMES OF THE DAY AND DAYS OF THE WEEK)

The **Accusative** case is used after **в** to express 'at' a certain time and 'on' a day of the week. However, you will find it easier just to remember the following as set phrases.

Telling the time - 12-hour clock

в час/пóлдень/пóлночь	at one o'clock/ at midday/ at midnight
в два/три/четыре часа	at two/three/four o'clock
в пять/шесть/семь/вóсемь > двенáдцать часóв	at five/six/seven/eight > twelve o'clock

Telling the time - 24-hour clock

в час (etc.)	<i>The same as the 12-hour clock up to 1200 hours.</i>
в трина́дцать/четы́рнадцать > двáдцать часóв	at 1300/1400 > 2000 hours
в двáдцать о́дин час	at 2100 hours
в двáдцать два/три/четы́ре часа	at 2200/2300/2400 hours

Days of the week

в понеде́льник	on Monday	в пýтницу	on Friday
во вто́рник	on Tuesday	в суббо́ту	on Saturday
в сре́ду	on Wednesday	в воскресе́нье	on Sunday
в четве́рг	on Thursday		

MASCULINE AND FEMININE FORMS FOR PROFESSIONS

As in many other languages, some jobs only have masculine or feminine forms, whilst others have two possibilities. Here is a list of the jobs you have met so far.

MASCULINE	FEMININE	ENGLISH
адвока́т*	_____	barrister
актёр	акт́ри́са	actor/actress
банка́ир**	_____	banker
барме́н	ба́рменша	barman/bar woman
врач**	_____	doctor
геóлог**	_____	geologist
гимна́ст	гимна́стка	gymnast
журнали́ст	журнали́стка	journalist
инжене́р**	_____	engineer
_____	машини́стка***	typist
медбра́т	медсестра́	(male) nurse
официа́нт	официа́нтка	waiter/waitress
певи́ц	певи́ца	singer
преподава́тель	преподава́тельница****	lecturer
_____	секретáрша*****	secretary
строи́тель**	_____	builder
телефони́ст	телефони́стка	telephonist
учи́тель	учи́тельница	teacher
футболи́ст	футболи́стка	footballer
шофе́р**	_____	driver, chauffeur

- * Theoretically the form адвокати́ца exists but the masculine form is generally preferred even for women, since адвокати́ца sounds over-stylized and pedantic.
- ** If no generally acceptable female form exists, the masculine form is used; e.g. она́ хоро́ший врач (she is a good doctor), она́ изве́стный геóлог (she is a well-known geologist).
- *** The masculine word машини́ст means 'machinist'/'machine engineer' or 'engine driver'.
- **** The form преподава́тельница is used less frequently than преподава́тель and can have somewhat pejorative overtones.
- ***** The masculine form секретáрь refers to the secretary of an organization. Note that секретáрь is also used of women, especially in compound forms (e.g. секретáрь-машини́стка).